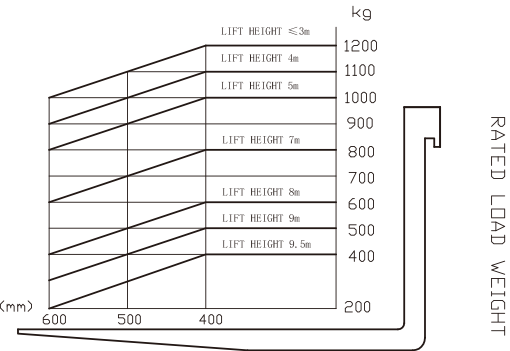


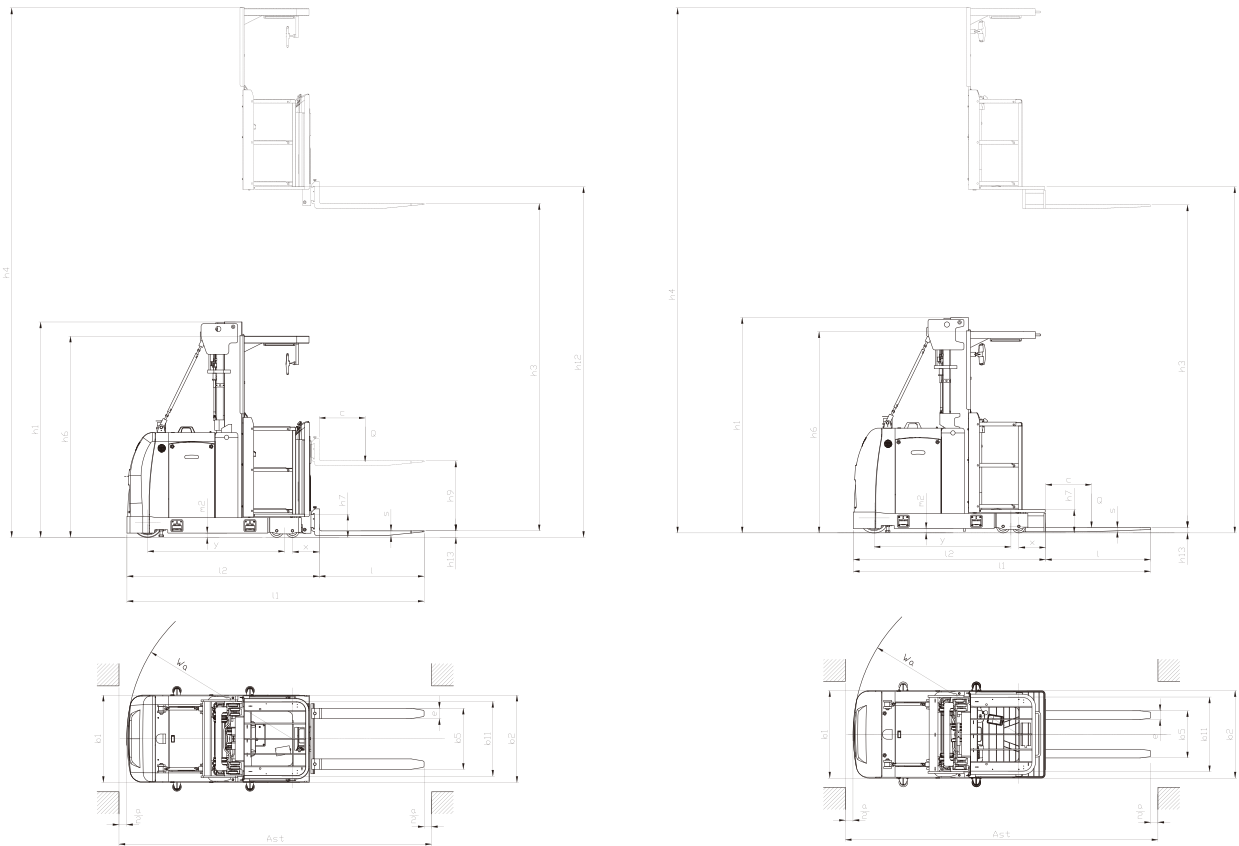
Mast Specification

| Model | Lift<br>h <sub>3</sub> (mm) | Lowered overall height<br>h <sub>1</sub> (mm) | Extended mast height<br>h <sub>4</sub> (mm) | Stand height<br>h <sub>12</sub> (mm) | Service weight (Excluding battery) |              |              |               |
|-------|-----------------------------|---|---|--------------------------------------|------------------------------------|--------------|--------------|---------------|
|       |                             |   |   |                                      | kg                                 |              |              |               |
|       |                             |   |   |                                      | CJD12-AC4-H                        | CJD12-AC4-HK | CJD12-AC4-HI | CJD12-AC4-HKI |
| N4500 | 4500                        | 2315  | 6800  | 4766                                 | 3015                               | 2865         | 3625         | 3475          |
| N4750 | 4750                        | 2385  | 7050  | 5016                                 | 3036                               | 2886         | 3646         | 3496          |
| N5000 | 5000                        | 2465  | 7456  | 5266                                 | 3060                               | 2910         | 3670         | 3520          |
| N5500 | 5500                        | 2630  | 7800  | 5766                                 | 3109                               | 2959         | 3719         | 3569          |
| N6000 | 6000                        | 2800  | 8300  | 6266                                 | 3180                               | 3030         | 3790         | 3640          |
| N6500 | 6500                        | 2965  | 8800  | 6766                                 | 3229                               | 3079         | 3839         | 3699          |
| N7000 | 7000                        | 3130  | 9300  | 7266                                 | 3278                               | 3128         | 3888         | 3748          |
| N7500 | 7500                        | 3345  | 9800  | 7766                                 | 3374                               | 3224         | 3984         | 3844          |
| N8000 | 8000                        | 3515  | 10300                                       | 8266                                 | 3424                               | 3374         | 4034         | 3894          |
| N8300 | 8300                        | 3615  | 10600                                       | 8566                                 | 3453                               | 3403         | 4063         | 3923          |
| N8500 | 8500                        | 3730  | 10800                                       | 8766                                 | 3487                               | 3437         | 4097         | 3957          |
| N9000 | 9000                        | 3955  | 11300                                       | 9266                                 | 3575                               | 3525         | 4185         | 4063          |
| N9250 | 9250                        | 4040  | 11550                                       | 9516                                 | 3600                               | 3550         | 4210         | 4088          |
| N9500 | 9500                        | 4125  | 11800                                       | 9766                                 | 3625                               | 3575         | 4235         | 4113          |

RATED CAPACITIES AND LOAD CENTRES GRAPH



LOAD CENTRE POSITION



CJD12-AC1-H

CJD12-AC1-HK



Hangcha Europe GmbH


Mariechen-Graulich-Straße 12a,  
65439 Flörsheim am Main,  
Germany

Administration  
Tel: 0049-61453769188  
E-mail: admin@hangchaeurope.com

Sales Management  
Thomas Dittrich  
Mob: 0049-16096548808  
E-mail: thomas.dittrich@hangchaeurope.com

Technical Support  
Thomas Pannke  
Mob: 0049-01759284213  
E-mail: thomas.pannke@hangchaeurope.com

www.hangchaeurope.com



Folgen Sie uns auf Instagram



Folgen Sie uns auf Facebook



Folgen Sie uns auf YouTube



Available on the App Store



Get it on Google play

"Hangcha Forklift" App herunterladen



ISO14001:2015



ISO9001:2015



HANGCHA trucks conform to the European Safety Requirements.

HANGCHA Group Co., LTD behält sich das Recht vor, Änderungen bezgl. Farbe, Spezifikationen, Ausstattung und sonstige Details, dierer Broschüre ohne Vorankündigung vorzunehmen. Fahrzeugfarben können von den Farben in dieser Brochure abweichen.

2025 VERSION 1/COPYRIGHT 2025/04



**A Series High-lift  
Order Picker**  
with capacities of 1,200kg

The World of Hangcha  
SINCE 1956

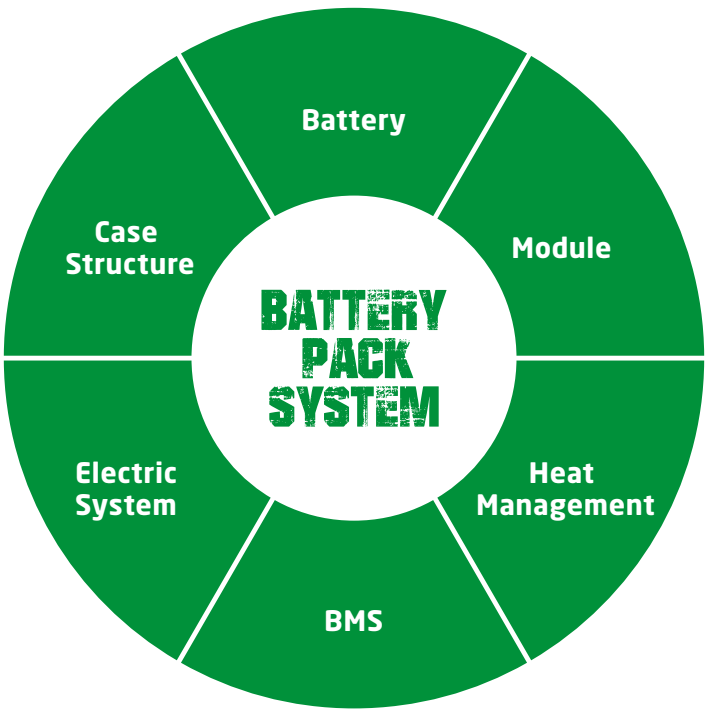






# INNOVATIVE SOLUTIONS NEW POWER NOW

- / We use square lithium iron phosphate batteries and modules used in large quantities by commercial vehicles in mature economies.
- / The module uses an aluminum alloy frame which is sturdy, lightweight and with excellent heat dissipation.
- / Safe and effective: Charging efficiency as high as 98%, thermal runaway temperature 600 °C or above.
- / Adapted to low temperatures: Comes standard with an electrical heating feature , ensuring normal operation in low temperatures.
- / Quick charging: 2 hours full charge, economic use of each break.
- / Long-working: 4000 charging cycles, capacity retention greater than 75%.
- / Maintenance-free: Battery does not require manual maintenance.
- / Green and clean: Pollution-free, zero emissions.



Li-Ion  
**2 hours  
100%**

Lead-acid batteries  
**8-10 hours 100%**

***Rapid charging and opportunity charging ensure continuous availability of vehicles.***

Li-Ion powered forklifts are always available. They allow for fast full charging or boost charging (100 % charge in 2 hours). They are maintenance free and do not require a battery change when used for multi-shift operations.

## Li-Ion Battery Pack specification

| Type           |      | CJD12-AC4-HI* | CJD12-AC4-HKI* |
|----------------|------|---------------|----------------|
| Li-Ion battery | V/Ah | 48/500        | 48/500         |

**Note:** \* CE model



HC provides Li-Ion battery (LiFePO4) with 6 years or 12000 hours warranty.

**6 YEARS  
WARRANTY**





## A Series High-lift Order Picker

The A Series high-lift order picker, a high-end warehouse equipment, provides a comprehensive safety protection system, excellent ergonomics design and advanced control system. Being reliable and stable, comfortable and safe, and along with excellent performance, it is a perfect option for cargo picking in stereoscopic warehouse that is 5m to 10m high.


## HIGH PERFORMANCE TO ORDER

### Comfort

- / Standard equipped with height sensors, and buffer function in mast switching, lifting and lowering, it provides more comfort to the operators.
- / The standard LORD steering gear with torque feedback system improves operation safety and comfort.
- / The lifting and lowering speed of the operating platform and fork can be adjusted steplessly, to achieve accurate control.
- / The standard equipped CURTIS multi-function instrument has many functions such as mode selection, wheel position display, etc., and can clearly show various information of the vehicle.







## Reliability

- / The mast is made of high-strength steel plate, which is sturdy and reliable.
- / All wires and cables are reliably protected, greatly improving the reliability of the electrical system.
- / Important components adopted such as switches, connectors, instruments, etc. are foreign high-quality products, with excellent performance and reliable quality.

## Safety

- / The FREE acceleration lever with an inductive switch is equipped as standard to prevent accidental contacts during operation.
- / Equipped with a tilt switch sensor as standard, operation and control safety is improved.
- / The left and right guard rails are equipped with safety detection switches.
- / With 10 times safety factor, the mast chain is also equipped with a chain safety switch.
- / The driving speed is related to the lifting height. The higher the lifting height, the lower the driving speed and the smaller the acceleration.
- / The function of proportional speed reduction in corners is equipped as standard to ensure smooth and safe turning of the vehicle.
- / With emergency lowering function, it can be operated separately on the operating platform and the rear of the vehicle.



## High Performance

- / The maximum driving speed at full load is up to 10km/h, which greatly improves the work efficiency.
- / The Germany ZF reduction gearbox, Schabmueller AC drive and steering motor, contribute to a better performance and greater stability.
- / AC hydraulic lifting system offers high efficiency and free maintenance.
- / The advanced CURTIS AC control system provides precise, smooth and efficient control.
- / The CANBUS structure engages faster and more reliable communication.

## Maintenance

- / The AC motor has no carbon brush and is maintenance-free, which greatly saves the cost of use.
- / The integrated power display, timing and fault self-diagnosis meter is convenient for maintenance.
- / The rear hood can be easily disassembled for easy maintenance of hydraulic unit, electronic control, motor and other parts.

## Standard Specification

- / ZF drive unit assembly
- / LORD steering gear
- / CURTIS AC motor controller
- / Free acceleration lever (with inductive switch)
- / Automatic speed reduction in corners
- / CURTIS multi-function instrument
- / Chain switch
- / Guard rail switch
- / Reflective mirror
- / LED top light
- / LED sidelight
- / Emergency power off switch
- / Police light
- / Height sensor
- / Safety pedal
- / Tilt switch
- / Left and right guard rail
- / Folder
- / Back cushion
- / Cup holder
- / Electrostatic belt
- / Electromagnetic brake
- / Supplementary lift (only for CJD12-AC1-H)
- / Full-length safety belt + single-hook shock cord (only for CJD12-AC1-HK)
- / Mounted fork (only for CJD12-AC1-H)
- / Welded fork (only for CJD12-AC1-HK)



## Options

- / Side roller
- / Blue light
- / Headlight
- / Masts available in various heights
- / Battery trolley



Supplementary lift on operator platform. Pallet can be raised to most convenient working level for picking



Rail guidance rollers (Opt.) can be fitted to the truck for VNA working



Control and display panel integrated are perfectly in the drivers field of view



Standard LCD display informs the driver about all necessary informations



Simultaneous driving/lifting/lowering, simple and ergonomic controls allow precise operation reducing driver fatigue and increasing throughput

## A Series High-lift Order Picker Specification

| Distinguishing mark | 1.1    | Manufacturer (abbreviation)                                |                | HANGCHA GROUP CO.,LTD. |               |               |                |
|---------------------|--------|--|----------------|------------------------|---------------|---------------|----------------|
|                     | 1.2    | Manufacturer's type designation                            |                | CJD12-AC4-H*           | CJD12-AC4-HK* | CJD12-AC4-HI* | CJD12-AC4-HK1* |
|                     | 1.3    | Drive: electric  |                | Electric               | Electric      | Electric      | Electric       |
|                     | 1.4    | Operator type  |                | Order picker           | Order picker  | Order picker  | Order picker   |
|                     | 1.5    | Rated capacity/rated load                                  | Q (kg)         | 1200                   | 1200          | 1200          | 1200           |
|                     | 1.6    | Load centre distance                                       | c (mm)         | 400                    | 400           | 400           | 400            |
|                     | 1.8    | Load distance, centre of drive axle to fork                | x (mm)         | 307                    | 307           | 307           | 307            |
|                     | 1.9    | Wheelbase  | y (mm)         | 1566                   | 1566          | 1566          | 1566           |
| Weight              | 2.1    | Service weight (incl.battery)                              | kg             | 3960                   | 3810          | 3960          | 3810           |
|                     |        | Service weight (without battery)                           | kg             | 3060                   | 2910          | 3670          | 3520           |
| Tyres, chassis      | 3.1    | Tyres: solid rubber, superelastic, pneumatic, polyurethane |                | PU                     | PU            | PU            | PU             |
|                     | 3.2    | Tyre size, front   | mm             | φ343×140               | φ343×140      | φ343×140      | φ343×140       |
|                     | 3.3    | Tyre size, rear  | mm             | φ150×100               | φ150×100      | φ150×100      | φ150×100       |
|                     | 3.5    | Wheels, number front/rear (× = driven wheels)              |                | 1x/4                   | 1x/4          | 1x/4          | 1x/4           |
|                     | 3.7    | Tread, rear  | b11(mm)        | 856                    | 856           | 856           | 856            |
| Dimensions          | 4.2    | Height, mast lowered                                       | h1(mm)         | 2456                   | 2456          | 2456          | 2456           |
|                     | 4.4    | Lift   | h3(mm)         | 5000                   | 5000          | 5000          | 5000           |
|                     | 4.5    | Height, mast extended                                      | h4(mm)         | 7456                   | 7456          | 7456          | 7456           |
|                     | 4.7    | Height of overhead guard (cabin)                           | h6(mm)         | 2300                   | 2300          | 2300          | 2300           |
|                     | 4.8    | Seat height relating to SIP/stand height                   | h7(mm)         | 266                    | 266           | 266           | 266            |
|                     | 4.11   | Additional lift  | h9(mm)         | 800                    | /             | 800           | /              |
|                     | 4.14   | Stand height, elevated                                     | h12(mm)        | 5266                   | 5266          | 5266          | 5266           |
|                     | 4.15   | Height, lowered  | h13(mm)        | 75                     | 75            | 75            | 75             |
|                     | 4.19   | Overall length   | l1(mm)         | 3400                   | 3400          | 3400          | 3400           |
|                     | 4.20   | Length to face of forks                                    | l2(mm)         | 2200                   | 2200          | 2200          | 2200           |
|                     | 4.21   | Overall width  | b1/b2(mm)      | 1000/1000              | 1000/1000     | 1000/1000     | 1000/1000      |
|                     | 4.22   | Fork dimensions DIN ISO 2331                               | s / e / l (mm) | 55/122/1200            | 55/100/1200   | 55/122/1200   | 55/100/1200    |
|                     | 4.25   | Fork spread  | b5(mm)         | /                      | 540           | /             | 540            |
|                     | 4.32   | Ground clearance, centre of wheelbase                      | m2(mm)         | 50                     | 50            | 50            | 50             |
|                     | 4.34.1 | Aisle width for pallets 1000 × 1200 crossways              | Ast(mm)        | 3535                   | 3535          | 3535          | 3535           |
| Performance Data    | 4.35   | Turning radius   | Wa(mm)         | 1812                   | 1812          | 1812          | 1812           |
|                     | 5.1    | Travel speed, laden/unladen                                | km/h           | 10/10                  | 10/10         | 10/10         | 10/10          |
|                     | 5.2    | Lift speed, laden/unladen                                  | mm/s           | 371/411                | 371/411       | 371/411       | 371/411        |
|                     | 5.3    | Lowering speed, lade/unladen                               | mm/s           | 486/448                | 486/448       | 486/448       | 486/448        |
|                     | 5.8    | Max. gradeability, laden/unladen                           | %              | 10/10                  | 10/10         | 10/10         | 10/10          |
|                     | 5.10   | Service brake  |                | Regenerative           | Regenerative  | Regenerative  | Regenerative   |
| Electric-engine     | 6.1    | Drive motor rating S2 60 min                               | kW             | 6.4                    | 6.4           | 6.4           | 6.4            |
|                     | 6.2    | Lift motor rating at S3 15 %                               | kW             | 12.8                   | 12.8          | 12.8          | 12.8           |
|                     | 6.4    | Battery voltage/nominal capacity K5                        | V/Ah           | 48/620                 | 48/620        | /             | /              |
|                     |        | Battery voltage/nominal capacity                           | V/Ah           | /                      | /             | 48/500        | 48/500         |
|                     |        | Battery weight   | kg             | 900                    | 900           | 290           | 290            |

Note : ★ CE model