



Hangcha Europe GmbH

Mariechen-Graulich-Straße 12a,
65439 Flörsheim am Main,
Germany

Administration
Tel: 0049-61453769188
E-mail: admin@hangchaeurope.com

Ansprechpartner für Arbeitsbühnen
Alfred Müller
Mob:0049-15142453607
E-mail:alfred.mueller@hangchaeurope.com

Technical Support
Thomas Pannke
Mob: 0049-01759284213
E-mail: thomas.pannke@hangchaeurope.com

www.hangchaeurope.com



Folgen Sie uns auf
Instagram



Folgen Sie uns auf
Facebook



Folgen Sie uns auf
YouTube



"Hangcha Forklift"
App herunterladen



ISO14001:2015



ISO9001:2015



HANGCHA trucks conform
to the European Safety
Requirements.

HANGCHA Group Co., LTD behält sich das Recht vor, Änderungen bezgl. Farbe, Spezifikationen, Ausstattung und sonstige Details, dierer Broschüre ohne Vorankündigung vorzunehmen. Fahrzeugfarben können von den Farben in dieser Brochure abweichen.



HB SERIES

TELESCOPIC BOOM LIFT

REVOLUTIONARY PERFORMANCE

The Hangcha HB Serier telescopic boom lift lets you virtually place materials, attachments and operators in and on a virtual boom platform; then it automatically calculates the load weight. If the weight of what you've added to the platform is under the boom lift's rated capacity, the load will rise - but if you've exceeded its capacity, the load will stay on the ground. The HB Serier telescopic boom lift experience shows you how industry-mandated platform load-sensing technology works in the real world: It disables the boom lift if the load weight is above its rated capacity. If the load weight is below that rated capacity, the virtual boom lift will work within its operating envelope

 **460KG**
Maximum load capacity

Hangcha HB230P/250P/280P telescopic booms offer a dual lift capacity of 310 kg unrestricted and 460 kg restricted to perform a wider range of heavier lift tasks on construction and industrial job sites.

23-28M
Working height



EVERY JOB IS IN YOUR REACH

MORE INNOVATION TO YOUR WORK

MACHINE CHARACTERISTICS

- 460/310kg double load capacity design, larger load, wider range of operation.
- The upper control is configured with 3 proportional control handles, smooth and accurate action, better micromobility.
- Hangcha brand lithium battery, five-year warranty, high quality guarantee, excellent performance, safe and reliable.
- Self weight drop and the electric proportional speed regulation reduce the energy consumption.
- Independent emergency power system, to provide more safety protection.
- Lithium battery is equipped with charging port, support external charger fast charging.
- Controller with large LED screen provides fault self-diagnosis function.

PERMANENT MAGNET MOTOR DRIVE

- Energy consumption reduced by more than 10%, strong power, the maximum climbing capacity reaches 45%. It drive variable piston pump, performance is better than the diesel model, could realize two actions simultaneously.



With the 12V emergency power system, the operator can be safely returned to the ground even if the main battery is out of power.



The front bridge has floating function, making driving more stable on unleveling land.



Permanent magnet motor drive variable piston pump, strong performance and low energy consumption.



2.44 m large basket, can accommodate 3 people working at the same time. The basket controller is equipped with 3 proportional control handles, and the boom expansion and amplitude variation support simultaneous movements.

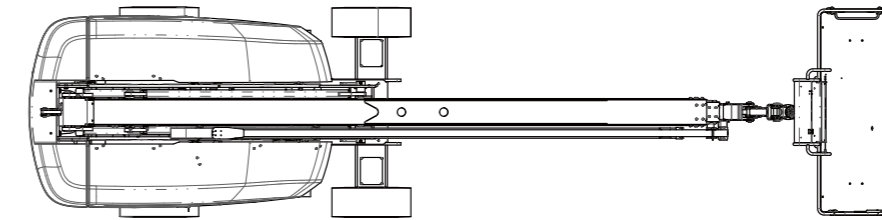
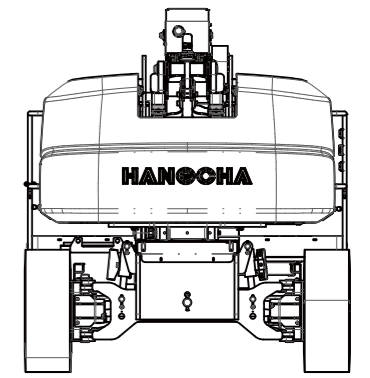
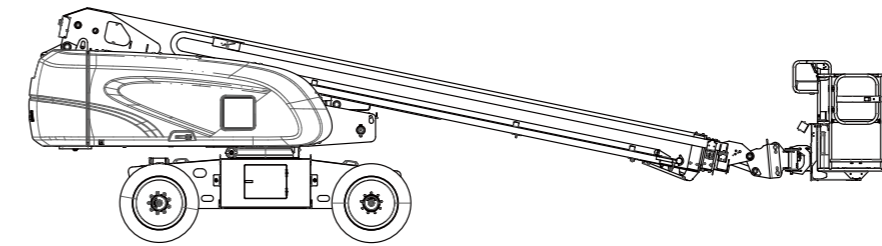


Technical Data

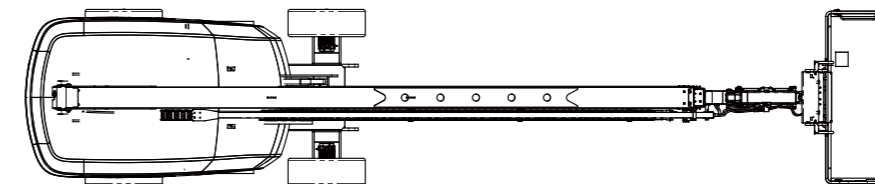
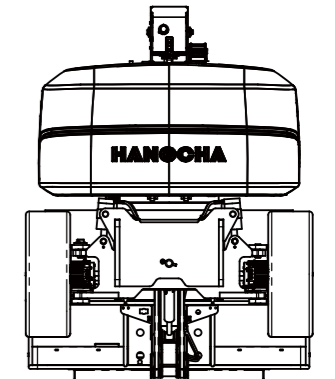
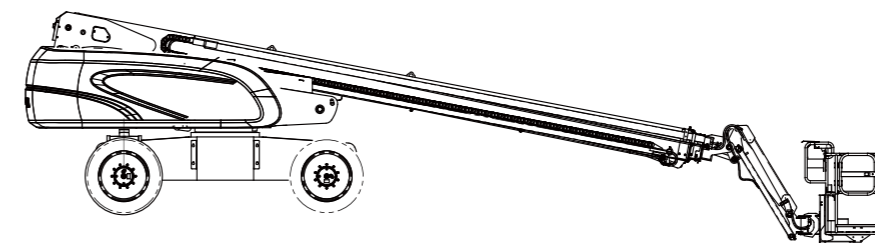
1	Model		HB280P	HB250P	HB230P
2	Working height	m	28.0	25.0	23.4
3	Platform height	m	26.0	23.0	21.4
4	Capacity	kg	460/310	460/310	460/310
5	Horizontal height	m	22.75/19.35	17/14	15.5/12.5
6	Below ground reach	m	-2.3	-1.7	0
7	Length	m	12.2	10.9	10.2
8	Length(storage)	m	11.95	11.6	11.0
9	Width	m	2.49	2.49	2.49
10	Height	m	2.86	2.82	2.82
11	Wheel base	m	2.85	2.50	2.50
12	Basket size	m	2.44x0.91	2.44x0.91	2.44x0.91
13	Turning radius inside	m	3.66	2.05	2.05
14	Turning radius outside	m	6.55	5.25	5.25
15	Turntable tailswing	m	1.61	1.55	1.55
16	Ground Clearance	m	0.43	0.40	0.40
17	Jib		1	1	/
18	Jib movement		135°	135°	/
19	Basket rotation		±90°	±90°	±85°
20	Turret rotation		360°continually	360°continually	360°continually
21	Drive speed	km/h	6.0	6.0	6.0
22	Working speed	km/h	0.8	0.8	0.8
23	Gradeability		45%	35%	35%
24	Maxi slope acceptable		5°	5°	5°
25	Wheel steer		2	2	2
26	Wheel drive		4	4	4
27	Lead acid batteries	V,Ah	80V/540	80V/400	80V/400
28	Options: lithium batteries	V,Ah	76.8V/560	76.8V//375	76.8V//375
29	Charger	V/A	80/35	80/35	80/35
30	Weight	kg/lb	19000	13200	13100

Features

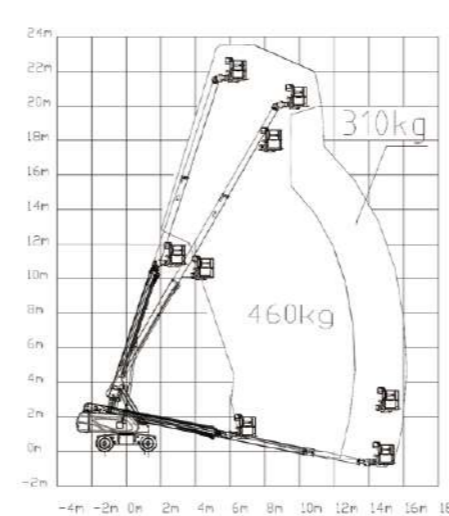
Truck	Standard	Options
Hydraulic leveling work platform	●	
Weighing system	●	
Four wheel brakes	●	
180°Hydraulic rotary platform(HB250/280P)	●	
Four wheel drive	●	
Front floating bridge	●	
Emergency descent system	●	
Transport turntable protection lock	●	
Emergency pump station	●	
Anti-extrusion device	●	
AC power line to platform	●	
Platform power socket		○
Lithium battery		○
80V80A High-current vehicle charger		○
External 100 / 200A high-power charger		○
Cab		
4.3 inch color screen	●	
Three handles proportional control	●	
Pedal switch	●	
Controls and instruments		
Rear inspection and travelling confirmation	●	
Fault diagnosis system	●	
Safety		
Emergency brake release	●	
Emergency stop system	●	
Full tube sheath protection	●	
Horn and buzzer safety warnings	●	
Alarm light safety warning	●	
Tilt protection system	●	
Lights		
Work lights		○



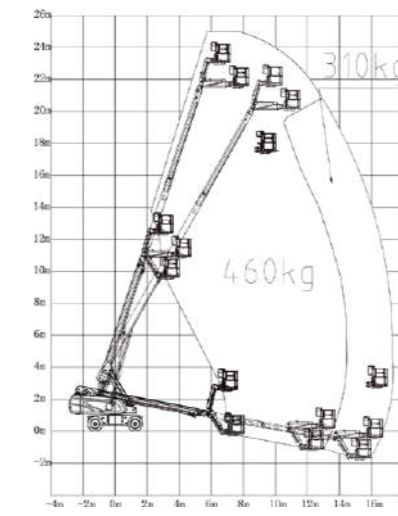
HB230P



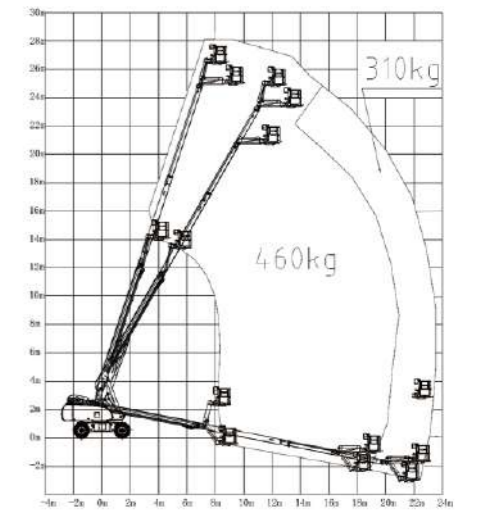
HB250P/HB280P



HB230P



HB250P



HB280P